Driven by Service. Defined by Quality.

Frame Scaffold Catalog

FALL 2025

Table of Contents

04 01: Introduction

06 02: C-Size Scaffolding

C-Size Yellow Open End Frames 7
C-Size Yellow Step Frames 8
C-Size Blue Open End Frames 9
C-Size Blue Step Frames 10
C-Size Base Components 11
Tube Cross Braces 12
Ladder & Ladder Brackets 13
Pins 14
Side Brackets for C-Size Frames 15
Access for C-Size Frames 16
C-Size Guardrail Panels 17
C-Size Tube Guardrail 18
C-Size Female Corner Guardrail Posts 19
C-Size End Guardrail Panel 20

21 03: B-Size Scaffolding

B-Size Red Open End Frames 22
B-Size Red Step Frames 23
B-Size Red Narrow Ladder Frames 24
B-Size Yellow Open End Frames 25
B-Size Yellow Step Frames 26
B-Size Yellow Ladder Frames 27-29
B-Size Yellow Open End Frames 30
B-Size Blue Open End Frames 31
B-Size Blue Step Frames 32
B-Size Coupling Pins 33
B-Size Iron Cross Braces 34
B-Size Tube Cross Braces 35
B-Size Red Side Brackets 36
Guardrail Scaffolding 37
Access for B-Size Frames 38
Female Corner Guardrail Post 39
B-Size Base Components 40
Ladders & Ladder Brackets 41
Pins 42
Side Brackets for C-Size Frames 43

44 04: Miscellaneous Stock

C-Size Open End Frame 45
Miscellaneous Stock 46-47

48 05: Canada Frames and Accessories

B-Size Canada Ladder Frames 49
B-Size Canada Open Frames 50
C-Size Canada Ladder Frames 51
C-Size Canada Open Frames 52

53 06: Planks, Decks and Boards

Import Multi-Purpose Unit 54

55 08: Universal Accessories

Scaffold Board 56
Hatch Plank w/ Drop Down Ladder 57
Wood Plank 58

59 08: Universal Accessories

Well Wheel 60
U-Head Jack 61
Heavy Duty Braces 62
Leveling Jack 63

01

Information

For decades, DSS has accommodated the special needs of the construction and petrochemical industries. Our commitment to industry-leading quality assurance, extensive employee training and factory certification are unmatched and our proprietary manufacturing and logistics programs ensure that you receive delivery of the safest most reliable scaffolding products wherever in the world you need them on time, every time. We are here to help you retain your competitive edge.

Quality Steel Means Quality Scaffolding

At DSS we are committed to quality in every step of the scaffold manufacturing process. All the steel we use comes with mill certifications, but we don't stop there. We use an independent lab to verify that all steel arriving in our factories meets or exceeds the appropriate BS EN, ASTM/ANSI specifications.

Our Commitment to Safety

We provide extensive classroom and on the job training for all members of our factory team. Our welding procedures were written by an independent professional engineer, and were qualified by testing at independent labs. We constantly qualify all of our welders to the AWS D1.1 standard.

Reliability

All of the products produced by DSS carry a warranty, and we also have full product liability insurance issued by US carriers. We know that your safety depends on our scaffolding, so we go above and beyond in our quality assurance programs to ensure that the scaffolding that you receive is the safest and most reliable available anywhere in the world. Our Ring Lock Scaffold System holds the Australia Registration, DITUC Certification in Chile and the Bureau Veritas Certification. Our Speed Ring Scaffold Systems holds the Bureau Veritas Certification. We are proud to have earned ISO9001:2008 certification for all of our manufacturing facilities. Most of our factories hold DIN BS EN1090 parts 1 & 2 (EXC 3) and EN ISO 3834 part 2.

Compatibility

We verified, though independent professional engineers, that all of our scaffolding products and accessories are compatible with other major US and European Manufacturers.

Value

Our diversified manufacturing base provides us with sufficient manufacturing capacity to meet your requirements. Plus it creates a distinct competitive advantage. We implement our industry leading quality assurance and control programs in all of our oversees factories, and combine those resources with the technical knowledge and experience of our US based technical and engineering services operations. This allows DSS to offer you a distinct cost advantage and creates significant value for our customers.

Quality by Design

At DSS, we take a common sense approach to good business. We start with quality people, manufacture quality products and work hard to establish and maintain quality relationships with our customers. We look forward to the privilege of working with you and the opportunity to demonstrate our commitment to quality manufacturing, business excellence and above all customer satisfaction.

02

C-Size Scaffolding

7 C-Size Yellow Open End Frames

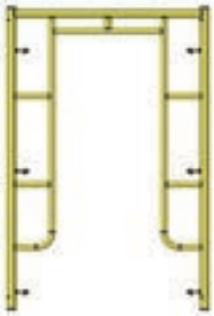

CFO3W5HQ48



CFO3W64HQ48

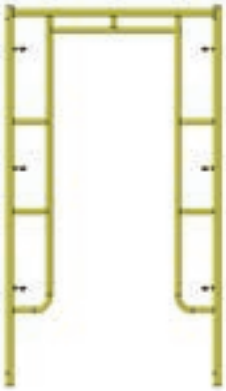

CFO42W64HQ48



CFO5W64HQ48

Q-Lock Detail

CFOL5W64HQ48

Product Code	Description	Spacing	Weight
		IN	LB
CFO3W5HQ48	3′ x 5′ Open End Frame	48.0	36.4
CFO3W64HQ48	3′ x 6′4″ Open End Frame	48.0	41.3
CFO42W64HQ48	42″ x 6′4″ Open End Frame	48.0	42.3
CFO5W64HQ48	5′ x 6′4″ Open End Frame	48.0	44.8
CFOL5W64HQ48	5′ x 6′4″ Open End Ladder Frame	48.0	50.8

FRAME INFORMATION

- 1.69″ (1-11/16″) OD Leg Tube, 13 Gauge
- Uses PN-CPC Coupling Pin
- Standard Color Yellow
- First lock 8.5″ from top of frame leg
- Q-Locks
- Spring Retainer hole drilled at 45 degrees

8 C-Size Yellow Step Frames

CFS3W3HQ24

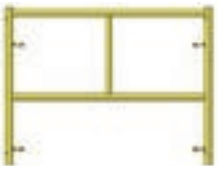

CFS42W3HQ24

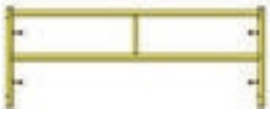

CFS5W2HQ12

CFS5W3HQ24

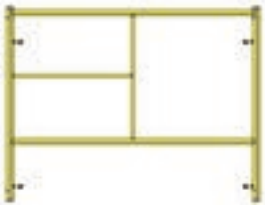

CFS5W4HQ36



CFS5W5HQ48

CFS5W64HQ48

Product Code	Description	Spacing	Weight
		IN	LB
CFS3W3H-Q24	3'x3' Step Frame	24.0	26.1
CFS42W3HQ24	42"x3' Step Frame	24.0	26.8
CFS5W2HQ12	5'x2' Step Frame	12.0	23.5
CFS5W3HQ24	5'x3' Step Frame	24.0	27.8
CFS5W4HQ36	5'x4' Step Frame	24.0	31.8
CFS5W5HQ48	5'x5' Step Frame	48.0	37.1
CFS5W64HQ48	5'x6'4" Step Frame	48.0	44.4

FRAME INFORMATION

- 1.69" (1-11/16") OD Leg Tube, 13 Gauge
- Uses PN-CPC Coupling Pin
- Standard Color Yellow
- First lock 8.5" from top of frame leg
- Q-Locks
- Spring Retainer hole drilled at 45 degrees

9 C-Size Blue Open End Frames

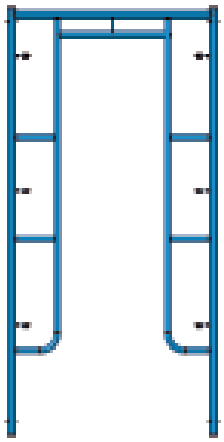

CFO3W64HV48L6

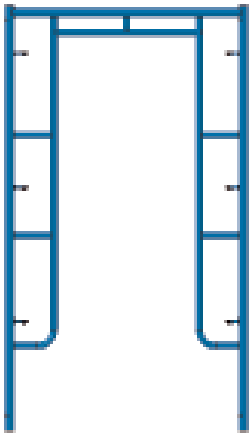

CFO42W64HV48L6

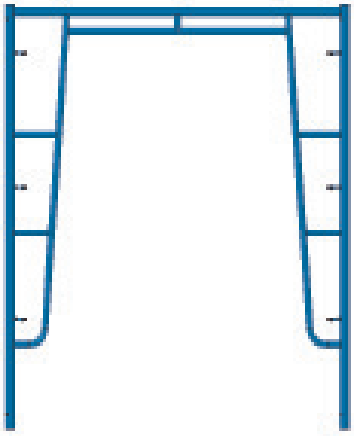

CFO5W64HV48L6

Product Code	Description	Spacing	Weight
		IN	LB
CFO3W64HV48L6	3'x6'4" Open End Frame	48.0	41.3
CFO42W64HV48L6	42"x6'4" Open End Frame	48.0	42.3
CFO5W64HV48L6	5'x6'4" Open End Frame	48.0	44.8

FRAME INFORMATION

- 1.69" (1-11/16") OD Leg Tube, 13 Gauge
- Uses PN-CPC Coupling Pin
- Standard Color Dark Blue
- First lock 6" from top of frame leg
- V-Lock
- Spring Retainer hole drilled at 45 degrees

10

C-Size Blue Step Frames

V-Lock Detail

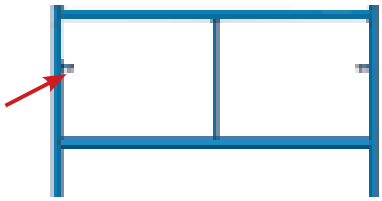

CFS5W3HV24L6

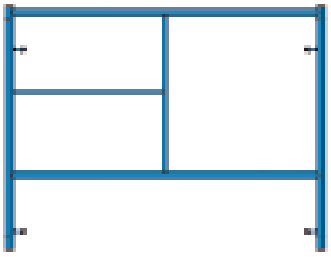

CFS5W4HV36L6

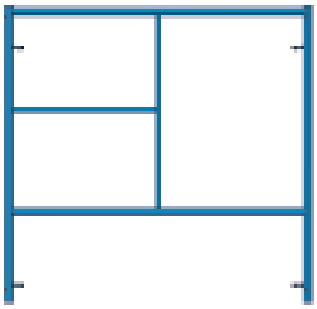

CFS5W5H-V48L6



CFS5W64H-V48L6

Product Code	Description	Spacing	Weight
		IN	LB
CFS5W3HV24L6	5'x3' Step Frame	24.0	27.8
CFS5W4HV36L6	5"x3' Step Frame	24.0	27.8
CFS5W5HV48L6	5'x5' Step Frame	48.0	37.1
CFS5W64HV48L6	5'x6'4" Step Frame	48.0	44.4

FRAME INFORMATION

- 1.69" (1-11/16") OD Leg Tube, 13 Gauge
- Uses PN-CPC Coupling Pin
- Standard Color Dark Blue
- First lock 6" from top of frame leg
- V-Locks
- Spring Retainer hole drilled at 45 degrees

11 C-Size Base Components

CAS8B

BPRBC

COR

FSSB

BPLJBC

BPSJC

FSUHJ68B

BPLEC

Product Code	Description	Compatability	Weight
			LB
CAS8B	8″ Caster	B & C Frames	12.3
BPRBC	Rigid Base Plate	B & C Frames	1.9
BPLJBC	24″ Leveling Jack w/ Base Plate	B & C Frames	12.3
BPSJC	24″ Swivel Jack w. Base Plate	B & C Frames	11.6
FSUHJ68B	5″ x 8″ U-Head Jack	B & C Frames	15.6
BPLEC	Leveling Extension w/ Socket	B & C Frames	11.2
COR	Frame Outrigger	B & C Frames	15.0
FSSB	Stair Tower Starter Bar	-	9.3

12

Tube Cross Braces

1" x 2mm



Lock Spacing	Bay Length					
	4′	5′	6′	7′	8′	10′
12″				BR0712H		BR01012H
24″	BR0424H	BR0524H	BR0624H	BR0724H	BR0824H	BR01024H
36″	BR043648H	BR053648H	BR063648H	BR0736H	BR083648H	BR01036H
				BR073648H	BR0103648H	BR01027H
48″	BR043648H	BR053648H	BR063648H	BR0748H	BR083648H	BR01048H
				BR073648H		BR0103648H

13 Ladders & Ladder Brackets

LD17W6

LD17W3

LDRSAU3G



LDRSAUBG

LDB17W

Product Code	Description	Weight
		LB
LD17W6	17″ Wide Ladder 6′ High	20.06
LD17W3	7″ Wide Ladder 3′ High	10.58
LDRSAU3G	3′ SAU Ladder (Channel Style)	10.20
LDRSAU6G	6′ SAU Ladder (Channel Style)	18.9
LDRSAUBG	SAU Ladder Bracket (Channel Style)	5.8
LDB17W	17″ Wide Ladder Bracket 7.25″	7.06

14

Pins

Sizes listed are Stock Sizes



PNSP2

PNSR

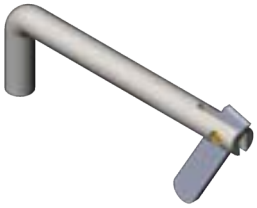

PNHP3

PNPTPU

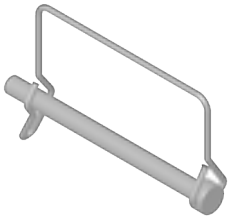

PNSP4

Product Code	Description	Weight
		LB
PNSP2	2″ Snap Pin	0.2
PNSR	Spring Retainer	0.1
PNHP3	3″ Hinge Pin	0.2
PNPTPU	Universal Pig Tail Pin	0.25
PNSP4	4″ Snap Pin	0.35

Special, non-stock sizes available upon request

15 Side Brackets for C-Size Frames

FSSB12HC

FSSB20HC

FSSB30HC

FSSB20EC

FSSB20AC

Product Code	Description	Weight
		LB
FSSB12HC	12″ Side Bracket (Saddle Hanger)	8.2
FSSB20HC	20″ Side Bracket (Saddle Hanger)	10.1
FSSB30HC	30″ Side Bracket (Saddle Hanger)	11.0
FSSB20EC	20″ End Bracket (Saddle Hanger)	9.9
FSSB20AC	20″ Side Bracket (Angle Hanger)	9.5

16 Access for C-Size Frames

Product Code	Description	Weight
		LB
FSSTA764IR	Inside Hand Rail for FS-ST764	13.69
FSSTA764OR	Outside Hand Rail for FS-ST764	27.54
FSSTA764SW	Stair Base for FS-ST764	57.33
FSSTA764	Internal Stair Unit for 7′ bay, 6′4″ height (Aluminum)	100.2
FSSTGRIB	Intermediate Guardrail Base	14.0

17 C-Size Guardrail Panels

GR7ISP/GR10ISP

Product Code	Description	Weight
		LB
GR7ISP	7′ Side Guardrail Panel	17.7
GR10ISP	10′ Side Guardrail Panel	21.0
GRSP7	7′ EZ Side Guard Panel	15.0
GR5OE	5′ End Guardrail Panel	
GR42OE	42" End Guardrail Panel	

18 C-Size Tube Guardrail



Product Code	Description	Weight
		LB
GR3BC	3′ Tube Guardrail	2.5
GR42BC	42″ Tube Guardrail	3.0
GR5BC	5′ Tube Guardrail	3.6
GR7	7′ Tube Guardrail	5.3
GR10	10′ Tube Guardrail	7.0

19

C-Size Female Corner Guardrail Post

Product Code	Description	Weight
		LB
GRPFC4D	Female Corner Guardrail Post	7.4

20 C-Size Expandable Swing Gate

Product Code	Description	Weight
		LB
GRGTEX3556	Expandable Swing Gate (3’ -5”)	24.7
GRGTEX2534		

03

B-Size Scaffolding

22 B-Size Red Open End Frames

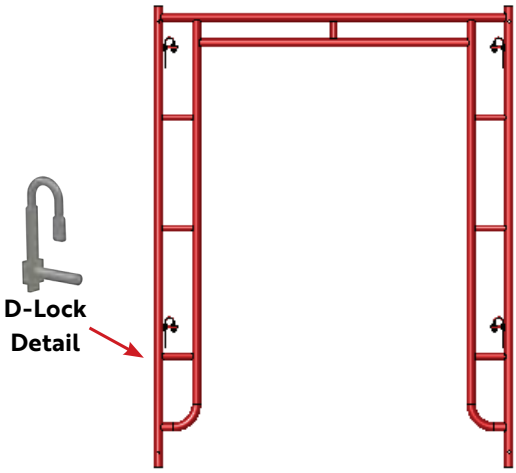

BFO5W67HD48

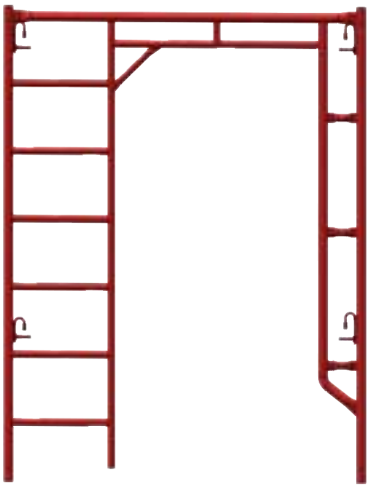

BFOL5W67HD48

Product Code	Description	Spacing	Weight
		IN	LB
BFO5W67HD48	5'x6'7" Open End Frame	48.0	58.6
BFOL5W67HD48	5'x6'7" Open End Ladder Frame	48.0	58.6

FRAME INFORMATION

- 1.625" (1-5/8") OD Leg Tube, 13 Gauge
- Uses PNCPBNC, PNCPB1/8 or PNCPB Coupling Pin
- Standard Color Red
- First lock 7" from top of frame leg
- D-Locks
- Spring Retainer hole drilled at 90 degrees

23

B-Size Red Step Frames

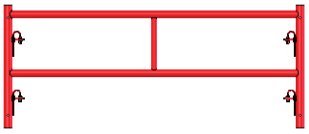

BFS5W21HD12

BFS5W31HD24



BFS5W41HD36

BFS5W51HD48

BFS5W67HD48

Product Code	Description	Spacing	Weight
		IN	LB
BFS5W21HD12	5'x2'1" Step Frame	12.0	25.4
BFS5W31HD24	5'x3'1"Step Frame	24.0	32.4
BFS5W41HD36	5'x4'1" Step Frame	36.0	35.6
BFS5W51HD48	5'x5'1" Step Frame	48.0	42.4
BFS5W67HD48	5'x6'7" Step Frame	48.0	47.9

FRAME INFORMATION

- 1.625" (1-5/8") OD Leg Tube, 13 Gauge
- Uses PNCPBNC, PNCPB1/8 or PNCPB Coupling Pin
- Standard Color Red
- First lock 7" from top of frame leg
- D-Locks
- Spring Retainer hole drilled at 90 degrees

©2025

24

B-Size Red Narrow Ladder Frames



BFL27W31HD24



BFL27W41HD36

BFL27W51HD48

BFL27W67H-D48

Product Code	Description	Weight
		LB
BFL27W31HD24	29″ x 3′1″ B-Size Ladder Frame	19.94
BFL27W41HD36	29″ x 4′1″ B-Size Ladder Frame	22.0
BFL27W51HD48	29″ x 5′1″ B-Size Ladder Frame	27.23
BFL27W67HD48	29″ x 6′7″ B-Size Ladder Frame	33.98

FRAME INFORMATION

- 1.625″ (1-5/8″) OD Leg Tube, 13 Gauge
- Uses PNCPBNC, PNCPB1/8 or PNCPB Coupling Pin
- Standard Color Red
- First lock 7″ from top of frame leg
- D-Locks
- Spring Retainer hole drilled at 90 degrees

©2025

25 B-Size Yellow Open End Frames

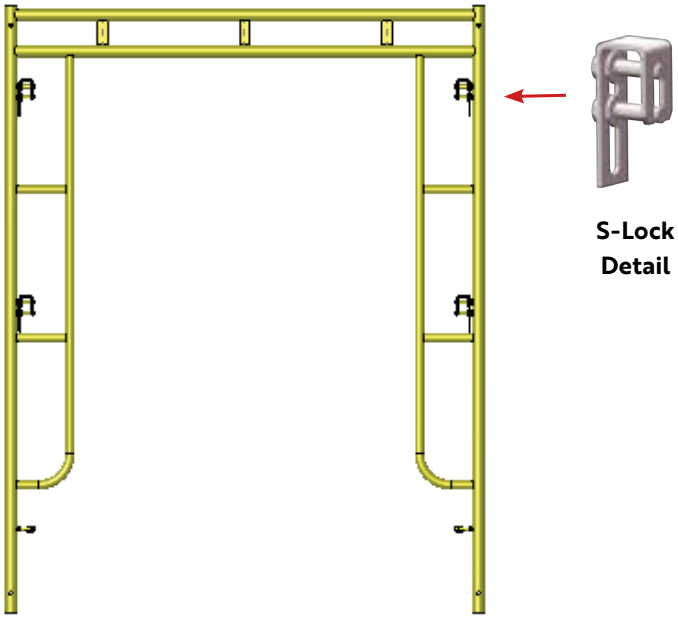

Product Code	Description	Spacing	Weight
		IN	LB
BFO5W66HS27	5'x6'6" Open End Frame	27' 3/4"	47.2
BFO42W66HS27	3'-6"x 6'-6" B Open Frame S-Lock	27'	
BFO3W66HS27L11	3'W x 6'6" Open End Frame	27' 3/4"	

FRAME INFORMATION

- 1.625" (1-5/8") OD Leg Tube, 13 Gauge
- Uses PNCPB Coupling Pin
- Standard Color Yellow
- First lock 10.25" From top of frame leg on 5' and 6'6" tall frames
- First lock 6" from top of frame leg on 3' tall frames
- S-locks
- Spring Retainer hole drilled at 90 degrees
- 27-3/4" Lock Spacing

26

B-Size Yellow Step Frames

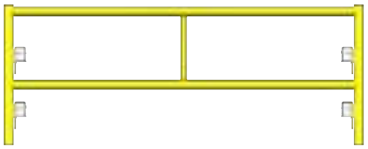

BFS5W2HS10L9

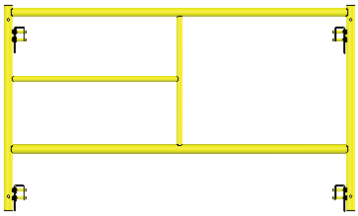

BFS5W3HS27

BFS5W5HS27

BFS5W66HS27

Product Code	Description	Weight
		LB
BFS5W2HS10L9	5'x2' Step Frame	25.3
BFS5W3HS27	5'x3' Step Frame	25.2
BFS5W5HS27	5'x5' Step Frame	35.3
BFS5W66HS27	5'x6'6" Step Frame	42.6

FRAME INFORMATION

- 1.625" (1-5/8") OD Leg Tube, 13 Gauge
- Uses PNCPB Coupling Pin
- Standard Color Yellow
- First lock 10.25" From top of frame leg on 5' and 6'6" tall frames
- First lock 6" from top of frame leg on 3' tall frames
- S-locks
- Spring Retainer hole drilled at 90 degrees
- 27-3/4" Lock Spacing

27

B-Size Yellow Ladder Frames

48′ Ladder Frames

BFL4W3HS27L6



BFL4W4HS27L6

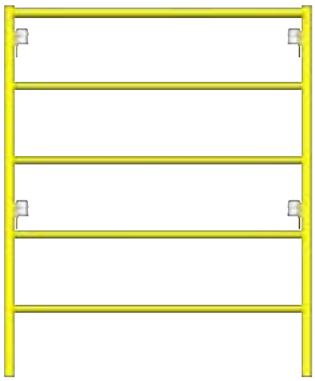

BFL4W5HS27L6



BFL4W6HS27L6

Product Code	Description	Weight
		LB
BFL4W3HS27L6	4′x3′ Ladder Frame	30.5
BFL4W4HS27L6	4′x4′ Ladder Frame	39.7
BFL4W5HS27L6	4′x5′ Ladder Frame	48.7
BFL4W6HS27L6	4′x6′ Ladder Frame	58.2

FRAME INFORMATION

- 1.625″ (1-5/8″) OD Leg Tube, 13 Gauge
- Uses PNCPB Coupling Pin
- Standard Color Yellow
- First lock 10.25″ From top of frame leg on 5′ and 6′6″ tall frames
- First lock 6″ from top of frame leg on 3′ tall frames
- S-locks
- Spring Retainer hole drilled at 90 degrees
- 27-3/4″ Lock Spacing

28

B-Size Yellow Ladder Frames Cont.

28" Ladder Frames

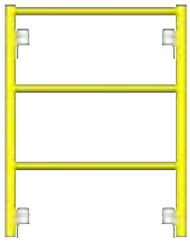

BFL28W3HS27L6



BFL28W4HS27L6

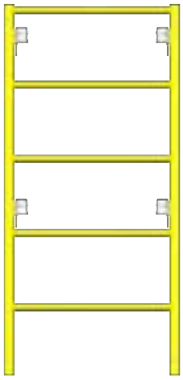

BFL28W5HS27L6



BFL28W6HS27L6

Product Code	Description	Weight
		LB
BFL28W3HS27L6	28"x3' Ladder Frame	20.1
BFL28W4HS27L6	28"x4' Ladder Frame	25.2
BFL28W5HS27L6	28"x5' Ladder Frame	30.5
BFL28W6HS27L6	28"x6' Ladder Frame	35.2

FRAME INFORMATION

- 1.625" (1-5/8") OD Leg Tube, 13 Gauge
- Uses PNCPB Coupling Pin
- Standard Color Yellow
- First lock 10.25" From top of frame leg on 5' and 6'6" tall frames
- First lock 6" from top of frame leg on 3' tall frames
- S-locks
- Spring Retainer hole drilled at 90 degrees
- 27-3/4" Lock Spacing

29

B-Size Yellow Ladder Frames Cont.

36" Ladder Frames

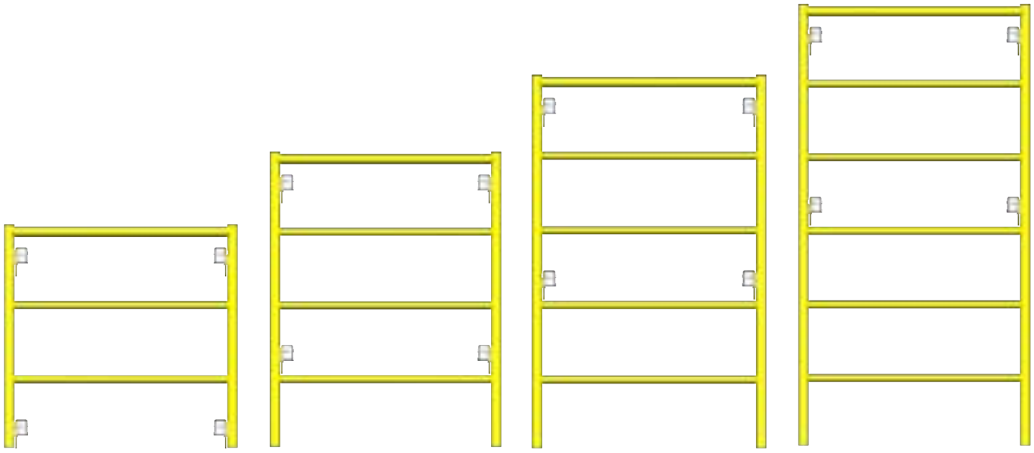

BFL3W3HS27L6 BFL3W4HS27L6 BFL3W5HS27L6 BFL3W6HS27L6

Product Code	Description	Weight
		LB
BFL3W3HS27L6	3'x3' Ladder Frame	23.1
BFL3W4HS27L6	3'x4' Ladder Frame	28.0
BFL3W5HS27L6	4'x5' Ladder Frame	35.0
BFL3W6HS27L6	3'x6' Ladder Frame	41.0
BFO3W66HS27L6	3'x6'6" Open Frame	43.0

FRAME INFORMATION

- 1.625" (1-5/8") OD Leg Tube, 13 Gauge
- Uses PNCPB Coupling Pin
- Standard Color Yellow
- First lock 10.25" From top of frame leg on 5' and 6'6" tall frames
- First lock 6" from top of frame leg on 3' tall frames
- S-locks
- Spring Retainer hole drilled at 90 degrees
- 27-3/4" Lock Spacing

©2025

30

B-Size Yellow Open Frame

36" Ladder Frames

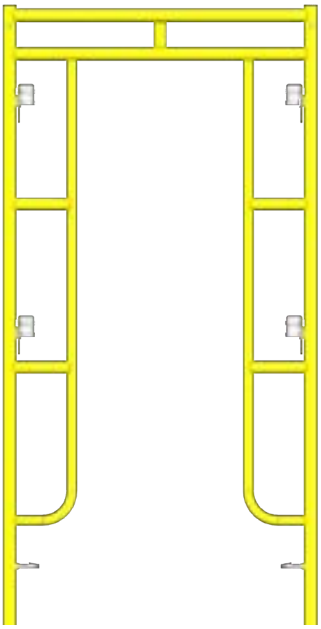

BFS5W2HS10L9

Product Code	Description	Weight
		LB
BFS5W2HS10L9	3'x6'6" Open Frame	43.0

FRAME INFORMATION

- 1.625" (1-5/8") OD Leg Tube, 13 Gauge
- Uses PNCPB Coupling Pin
- Standard Color Yellow
- First lock 10.25" From top of frame leg on 5' and 6'6" tall frames
- First lock 6" from top of frame leg on 3' tall frames
- S-locks
- Spring Retainer hole drilled at 90 degrees
- 27-3/4" Lock Spacing

31 B-Size Blue Open End Frames

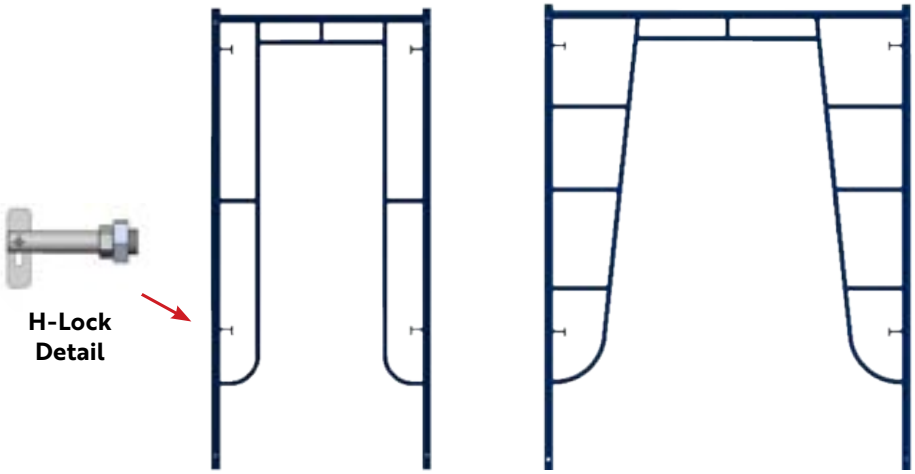

BFO3W67HH48 BFO5W67HH48

Product Code	Description	Spacing	Weight
		IN	LB
BFO3W67HH48	3'x6'7" Open End Frame	48.0	36.2
BFO5W67HH48	5'x6'7" Open End Frame	48.0	43.2

FRAME INFORMATION

- 1.63" OD Leg Tube, 13 Gauge
- Uses PNCPBNC, PNCPB1/8 or PNCPB Coupling Pin
- Standard Color Blue
- First lock 7" from top of frame leg
- H-Locks
- Spring Retainer hole drilled at 90 degrees

32 B-Size Blue Step Frames

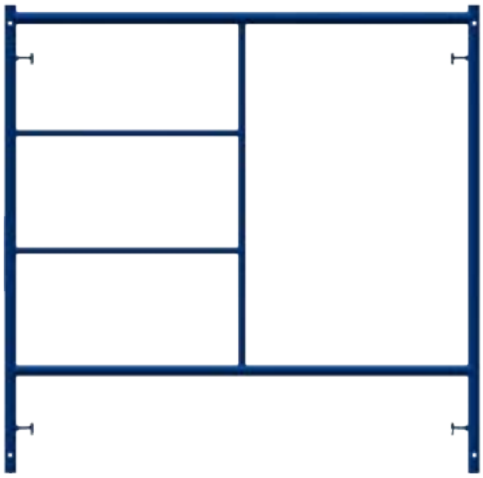

BFS5W51HH48



BFL5W31HD24

Product Code	Description	Weight
		LB
BFS5W51HH48	5'x5'1" Galvanized Step Frame	36.2
BFL5W31HD24	5'x3'1"Step Frame	43.4

FRAME INFORMATION

- 1.63" OD Leg Tube, 13 Gauge
- Uses PNCPBNC, PNCPB1/8 or PNCPB Coupling Pin
- Standard Color Blue
- First lock 7" from top of frame leg
- H-Locks
- Spring Retainer hole drilled at 90 degrees

33

B-Size Coupling Pins

PNCPBNC

PNCPB1/8

PNCPB

Product Code	Description	Weight
		LB
PNCPBNC	7″ B-size Coupling Pin w/ No Collar	0.68
PNCPB1/8	7″ B-size Coupling Pin w/ 1/8″ Collar	0.7
PNCPB	9″ B-size Coupling Pin w/ 1″ Collar	1.21

34

B-Size Iron Cross Braces

1.25" x 1.25" x 0.125"



Lock Spacing	Bay Length					
	4′	5′	6′	7′	8′	10′
24"	BRA042436H	BRA052436H	BRA062436H	BRA072436H	BRA082436H	BRA102436H
36"	BRA042436H	BRA052436H	BRA062436H	BRA072436H	BRA082436H	BRA102436H
	BRA043648H	BRA053648H	BRA063648H	BRA073648H	BRA083648H	BRA103648H
48"	BRA043648H	BRA053648H	BRA063648H	BRA073648H	BRA083648H	BRA103648H

35

B-Size Tube Cross Braces

1" x 2mm



Lock Spacing	Bay Length					
	4′	5′	6′	7′	8′	10′
27"		BR0527H		BR0727H		BR1027H

36

B-Size Red Side Brackets

FSSB12AC

FSSB20ABPN

FSSB2030

FSSB20HB



FSSB23HB

Product Code	Description	Weight
		LB
FSSB12AC	12″ Wide Hanging Side Bracket	6.61
FSSB20ABPN	20″ Angle Hanger Side Bracket w/ Pin	9.7
FSSB2030	20″x30″ Adjustable Side bracket	9.7
FSSB20HB	20″ Wide Hanging Side Bracket	11.86
FSSB23HB	23″ Wide Hanging Side Bracket	12.45

37

Guardrail Scaffolding

GR5OEW

GRGTEX3556

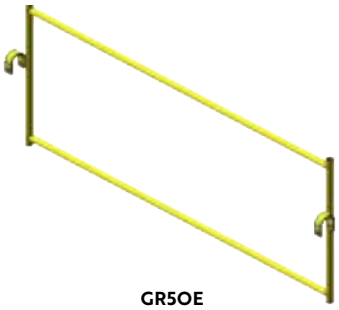

GR5OE

GRA5TBC

GR7ISP

GR3BC

Product Code	Description	Weight
		LB
GR5OEW	5′ End Guardrail W-Style	15.61
GRA5TBC	5′ Angle Iron Guardrail	?
GRA7	7′ Angle Iron Guardrail	?
GRGTEX3556	Expandable Swing Gate (3′ -5″)	24.7
GRGTEX3556	Expandable Swing Gate (3′ -5″)	24.7
GR5OE	5′ End Guardrail Panel	11.6
GR42OE	36″ & 42″ End Guardrail Pane	10.6
GR7ISP	7′ Side Guardrail Panel	17.7

Product Code	Description	Weight
		LB
GR3BC	3′ Tube Guardrail	2.5
GR42BC	42″ Tube Guardrail	3.0
GR5BC	5′ Tube Guardrail	3.6
GR7	7′ Tube Guardrail	5.3
GR10	10′ Tube Guardrail	7.0

38

Access for B-Size Frames

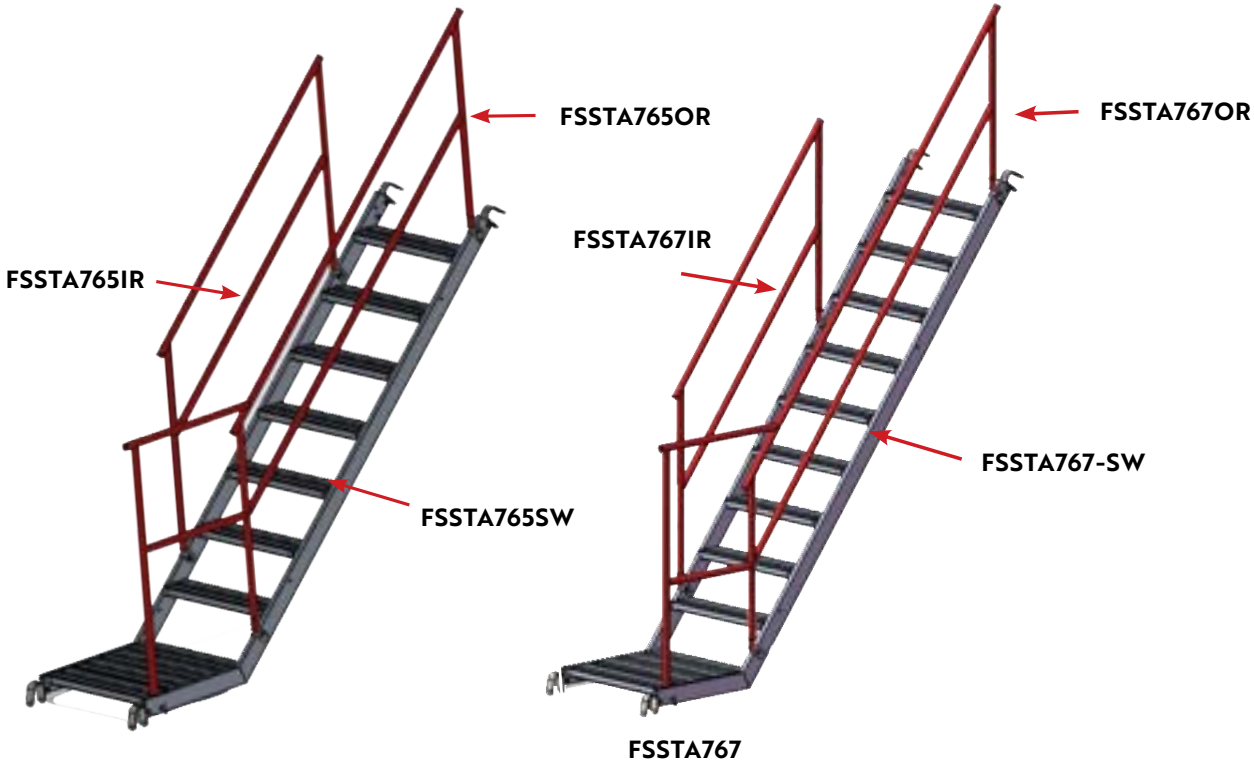

Product Code	Description	Weight
		LB
FSSTA767IR	Inside Handrail for FS-STA767	14.33
FS-STA767OR	Outside Handrail for FS-STA767	25.2
FSSTA767SW	Stair base for FS-STA767	54.12
FSSTA767	Aluminum Stair Unit 7′x6′7″	96.88
FSSTA75IR	Inside Handrail for FS-STA75	14.33
FSSTA75OR	Outside Hand Rail for FS-STA75	25.16
FSSTA765SW	Stair base for FS-STA75	48.3
FS-STA75	Aluminum Stair Unit 7′x5′	88.49
FSSTGRIB	Frame Scaffold Stair Guard Int	14.0

39

Female Corner Guardrail Post



Product Code	Description	Lock Style	Weight
			LB
GRPBW1DTL	Female Guardrail Post	D-Lck	11.6
GRPFB4D	Female Corner Guardrail Post	-	7.4

40 B-Size Base Components

CAS8B

BPRBC

COR

FSSB

BPLJBC

BPSJC

FSUHJ68B

BPLEC

Product Code	Description	Compatability	Weight
			LB
CAS8B	8″ Caster	B & C Frames	12.3
BPRBC	Rigid Base Plate	B & C Frames	1.9
BPLJBC	24″ Leveling Jack w/ Base Plate	B & C Frames	12.3
BPSJC	24″ Swivel Jack w. Base Plate	B & C Frames	11.6
FSUHJ68B	5″ x 8″ U-Head Jack	B & C Frames	15.6
BPLEC	Leveling Extension w/ Socket	B & C Frames	11.2
COR	Frame Outrigger	B & C Frames	15.0
FSSB	Stair Tower Starter Bar	-	9.3

41 Ladders

LD17W6

LD17W3

LDRSAU3G



LDRSAUBG

LDB17W

Product Code	Description	Weight
		LB
LD17W6	17″ Wide Ladder 6′ High	20.06
LD17W3	7″ Wide Ladder 3′ High	10.58
LDRSAU3G	3′ SAU Ladder (Channel Style)	10.20
LDRSAU6G	6′ SAU Ladder (Channel Style)	18.9
LDRSAUBG	SAU Ladder Bracket (Channel Style)	5.8
LDB17W	17″ Wide Ladder Bracket 7.25″	7.06

42

Pins

Sizes listed are Stock Sizes



PN-SP2

PN-SR

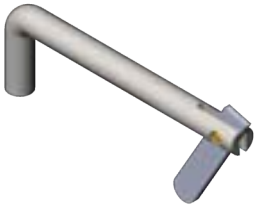

PN-HP3

PN-PTPU

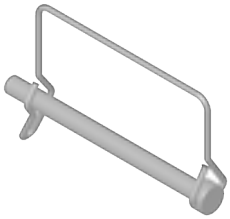

PN-SP4

Product Code	Description	Weight
		LB
PN-SP2	2″ Snap Pin	0.2
PN-SR	Spring Retainer	0.1
PN-HP3	3″ Hinge Pin	0.2
PN-PTPU	Universal Pig Tail Pin	0.25
PN-SP4	4″ Snap Pin	0.35

Special, non-stock sizes available upon request

43 Side Brackets for C-Size Frames

FS-SB12HB

FS-SB20HC

FS-SB30HC

FS-SB20EC

FS-SB20AC

Product Code	Description	Weight
		LB
FS-SB12HB	12″ Side Bracket (Saddle Hanger)	8.2
FS-SB20HC	20″ Side Bracket (Saddle Hanger)	10.1
FS-SB30HC	30″ Side Bracket (Saddle Hanger)	11.0
FS-SB20EC	20″ End Bracket (Saddle Hanger)	9.9
FS-SB20AC	20″ Side Bracket (Angle Hanger)	9.5

04

Miscellaneous Stock

45

C-Size Open End Frame

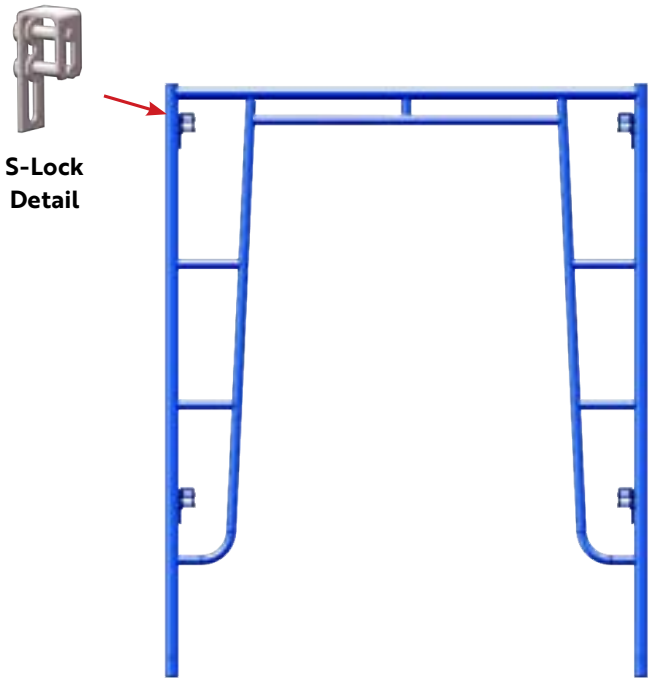

Product Code	Description	Weight
		LB
ABCCFO564SL6	C-Size Open End Frame 5'x6'4"	47.63

FRAME INFORMATION

- 1.69" (1-11/16") OD Leg Tube, 13 Gauge
- Uses PN-CPC Coupling Pin
- First Lock 6" from top of frame leg
- S-Lock
- Spring Retainer hole drilled at 90 degrees
- 48" Lock Spacing
- Standard Blue Color

©2025

46

Miscellaneous Stock Frames

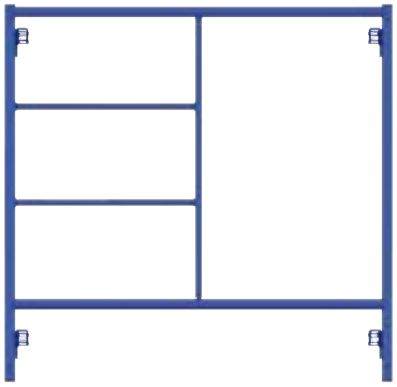

ABCCFS55S

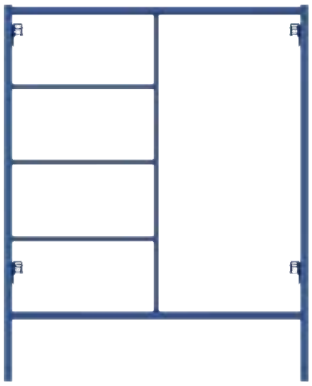

ABCCFS564S

ABCCGRPF4D

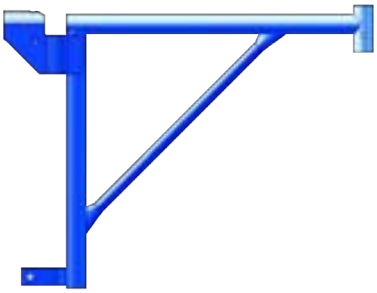

ABCCSB20H

Product Code	Description	Weight
		LB
ABCCFS55S	C-Size Step Frame 5'x5'	40.8
ABCCFS564S	C-Size Step Frame 5'x6'4"	44.3
ABCCGRPF4D	C-Size Guardrail Post	8.4
ABCCSB20H	C-Size 20" Side Bracket Saddle Hanger	9.67
ABCCSB24H	C-Size 24" Side Bracket Saddle Hanger	9.67

FRAME INFORMATION

- 1.69" (1-11/16") OD Leg Tube, 13 Gauge
- Uses PN-CPC Coupling Pin
- First Lock 6" from top of frame leg
- S-Lock
- Spring Retainer hole drilled at 90 degrees
- 48" Lock Spacing
- Standard Blue Color

C-SIZE GUARDRAIL POST INFORMATION

- D-Locks
- Holes at 90°

47 Miscellaneous Stock Frames Cont.

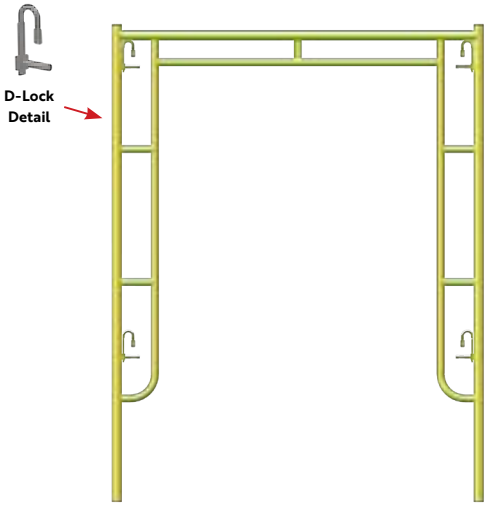

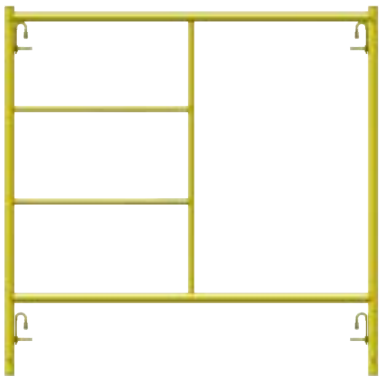

BKFS551D48



BKFS567D48

Product Code	Description	Weight
		LB
BKFS551D48	B-Size Step Frame 5'x5'1"	38.46
BKFS567D48	B-Size Step Frame 5'x6'7"	48.27
BKFS551D48	B-Size Step Frame 5'x5'1"	38.46
BKFS567D48	B-Size Step Frame 5'x6'7"	48.27

FRAME INFORMATION

- 1.625" (1-5/8") OD Leg Tube, 13 Gauge
- Uses PNCPBNC, PNCPB1/8, or PNCPB Coupling Pin
- First Lock 7" from top of frame leg
- D-Lock
- Spring Retainer hole drilled at 90 degrees
- 48" Lock Spacing
- Standard Color Yellow

05

Canada Frames & Accessories

49 B-Size Canada Ladder Frames

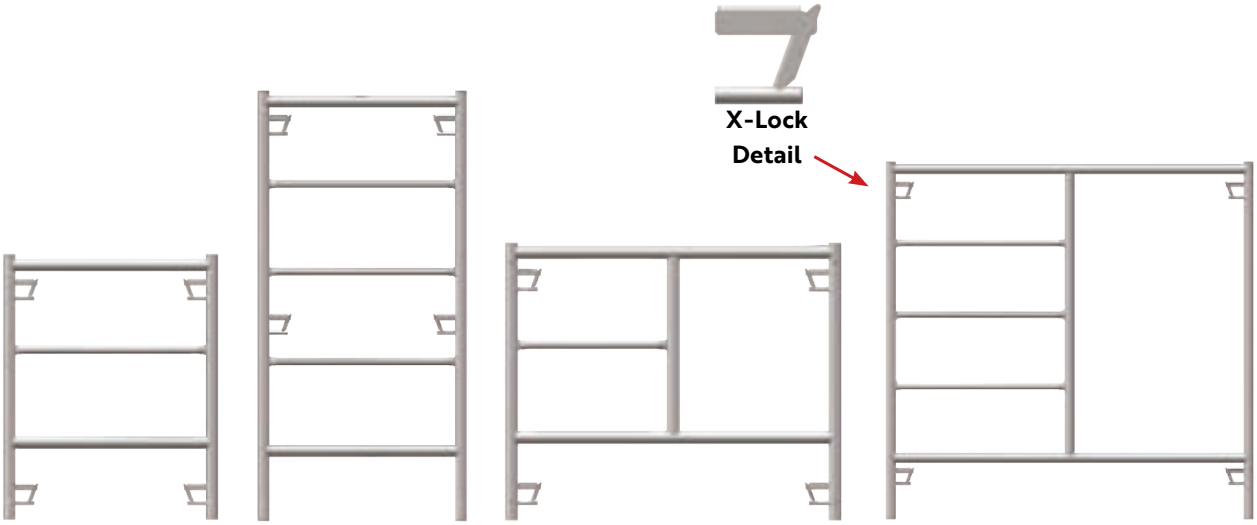

B-FL27W3HX27L6 B-FL27W5HX27L6 B-FS42W3HX27L6 B-FS5W5HX27L6

Product Code	Description	Weight
		LB
B-FL27W3HX27L6	27.5"Wx3'H Ladder Frame	21.2
B-FL27W5HX27L6	27.5"Wx5'H Ladder Frame	21.2
B-FS42W3HX27L6	42"Wx3'H Step Frame X-Lock	25.4
B-FS5W5HX27L6	42"Wx3'H Step Frame X-Lock	25.4

FRAME INFORMATION

- 1.625" (1-5/8") OD Leg Tube, 13 Gauge
- Uses PNCPB Coupling Pin
- L6 First Lock 6" from top of frame leg
- Spring Retainer hole drilled at 90 degrees
- L11/L10 First Lock 11.5"/10" from top of frame leg
- X-Lock Detail
- 27-3/4" spacing
- Standard Finish Galvanized

50 B-Size Canada Open Frames

B-FO3W66HX27L11



B-FO42W66HX27L11



B-FO5W66HX27L11

Product Code	Description	Weight
		LB
B-FO3W66HX27L11	3'Wx6'6"H Open Frame	48.4
B-FO42W66HX27L11	42"Wx6'6"H Open Frame	50.0
B-FO5W66HX27L11	5'Wx6'6"H Open Frame	45.5

FRAME INFORMATION

- 1.625" (1-5/8") OD Leg Tube, 13 Gauge
- Uses PNCPB Coupling Pin
- L6 First Lock 6" from top of frame leg
- Spring Retainer hole drilled at 90 degrees
- L11/L10 First Lock 11.5"/10" from top of frame leg
- X-Lock Detail
- 27-3/4" spacing
- Standard Finish Galvanized

51

C-Size Canada Ladder Frames

X-Lock Detail

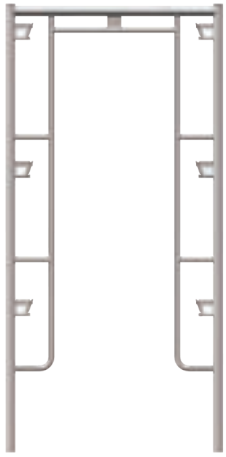

C-FO3W66HX48L6

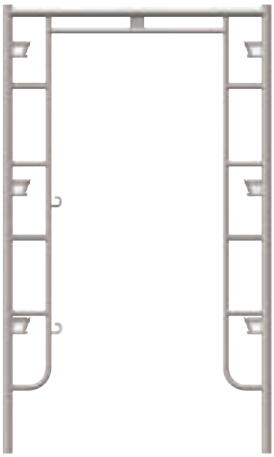

C-FO45W66HX48L6

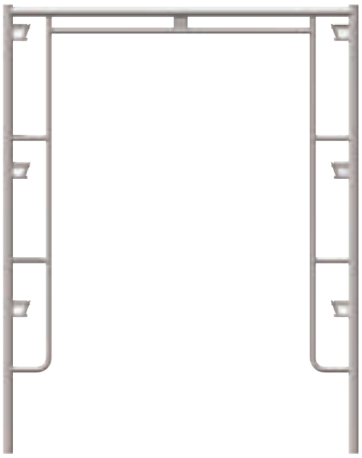

C-FO5W66HX48L6

Product Code	Description	Spacing	Weight
		IN	LB
C-FO3W66HX48L6	3'x3' Ladder Frame	48.0	39.5
C-FO45W66HX48L6	3'x4' Ladder Frame	48.0	43.4
C-FO5W66HX48L6	4'x5' Ladder Frame	48.0	43.3

FRAME INFORMATION

- 1.69" (1-11/16") OD Leg Tube, 13 Gauge
- Uses PN-CPC Coupling Pin
- L6/L9 First Lock 6"/9" from top of frame leg
- Spring Retainer hole drilled at 90 degrees
- Standard Finish Galvanized

52 C-Size Canada Open Frames

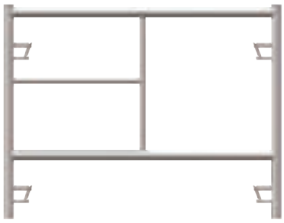

C-FS5W3HX24L6

C-FS45W3HX24L6

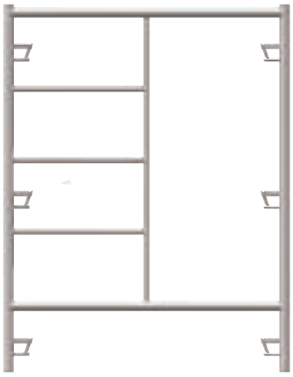

C-FS45W3HX24L6

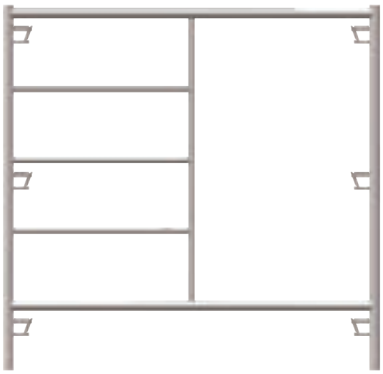

C-FSL5W5HX48L6

Product Code	Description	Weight
		LB
C-FS5W3HX24L6	36"Wx3'H Step Frame	39.5
C-FS45W3HX24L6	45"Wx3'H Step Frame	43.4
C-FS45W3HX24L6	5'Wx5'H Step Frame	44.3
C-FSL5W5HX48L6	5'Wx5'H Ladder Step Frame	42.6

FRAME INFORMATION

- 1.69" (1-11/16") OD Leg Tube, 13 Gauge
- Uses PN-CPC Coupling Pin
- L6/L9 First Lock 6"/9" from top of frame leg
- Spring Retainer hole drilled at 90 degrees
- Standard Finish Galvanized

06

Utility Scaffolds

54

Import Multi-Purpose Unit

Product Code	Description	Weight
		LB
MPISB	6′ Import Multi-Purpose Unit	145
MPISBS	Upgraded 6 ft Baker	
MPMFS5	5 ft Folding Scaffold	
MPMFS4	4 ft Folding Scaffold	

Guard Rail Set and Outrigger also available

07

Planks, Decks & Boards

56 Scaffold Board



Product Code	Description	Weight
		LB
WBAA195	19″ x 5′ All Aluminum Scaffold Board	22.0
WBAA197	19″ x 7′ All Aluminum Scaffold Board	28.0
WBAA1910	19″ x 10′ All Aluminum Scaffold Board	39.0
WBAP197H1	19″ x 7′ Alum/Plywood Scaffold Board	32.2
WBAP1910H1	19″ x 10′ Alum/Plywood Scaffold Board	45.4
WBAP287H2	28″ x 7′ Alum/Plywood Scaffold Board	44.0
WBAP2810H2	28″ x 10′ Alum/Plywood Scaffold Board	54.0

57 Hatch Plank w/ Drop Down Ladder

Product Code	Description	Weight
		LB
WBAASH287TH-H2	28″ x 7′ All Aluminum Hatch Plank w/ Drop Down Ladder	68.0
WBAASH288TH-H2	28″ x 8′ All Aluminum Hatch Plank w/ Drop Down Ladder	84.9
WBAASH2810TH-H2	28″ x 10′ All Aluminum Hatch Plank w/ Drop Down Ladder	100.3
WBAPSH287TH-H2	28″ x 8′ Alum/Plywood Hatch Plank w/ Drop Down Ladder	
WBAPSH288TH-H2	28″ x 8′ Alum/Plywood Hatch Plank w/ Drop Down Ladder	
WBAPSH2810TH-H2	28″ x 10′ Alum/Plywood Hatch Plank w/ Drop Down Ladder	

©2025

58 Wood Plank

Product Code	Description	Weight
		LB
WBWL0415E	4′ Laminated Scaffold Board	15.2
WBWL0615E	6′ Laminated Scaffold Board	22.8
WBWL0815E	8′ Laminated Scaffold Board	30.4
WBWL1015E	10′ Laminated Scaffold Board	38.0
WBWL1215E	12′ Laminated Scaffold Board	45.6
WBWL1615E	16′ Laminated Scaffold Board	60.8
WBW04	4′ DI-65 Solid Sawn Scaffold Board	16.0
WBW06	6′ DI-65 Solid Sawn Scaffold Board	24.0
WBW08	8′ DI-65 Solid Sawn Scaffold Board	32.0
WBW10	10′ DI-65 Solid Sawn Scaffold Board	40.0
WBW12	12′ DI-65 Solid Sawn Scaffold Board	48.0
WBW16	16′ DI-65 Solid Sawn Scaffold Board	64.4

06

Universal Accessories

60

Well Wheel

Safety Factor 4:1



Product Code	Description	Weight
		LB
FSWW	Well Wheel Rated for 100 lbs.	7.6

Guard Rail Set and Outrigger also available

61

Pedestal Accessories

FSMBS2030

FSPFL



FSPFS

Product Code	Description	Weight
		LB
FSMBS2030	Mortar Board Stand 18'x20"x30"	32.5
FSPFS	Pedestal Frame w/ 2-Legs	1.21
FSPFL	Pedestal Frame Leg	11

62

U-Head Jack

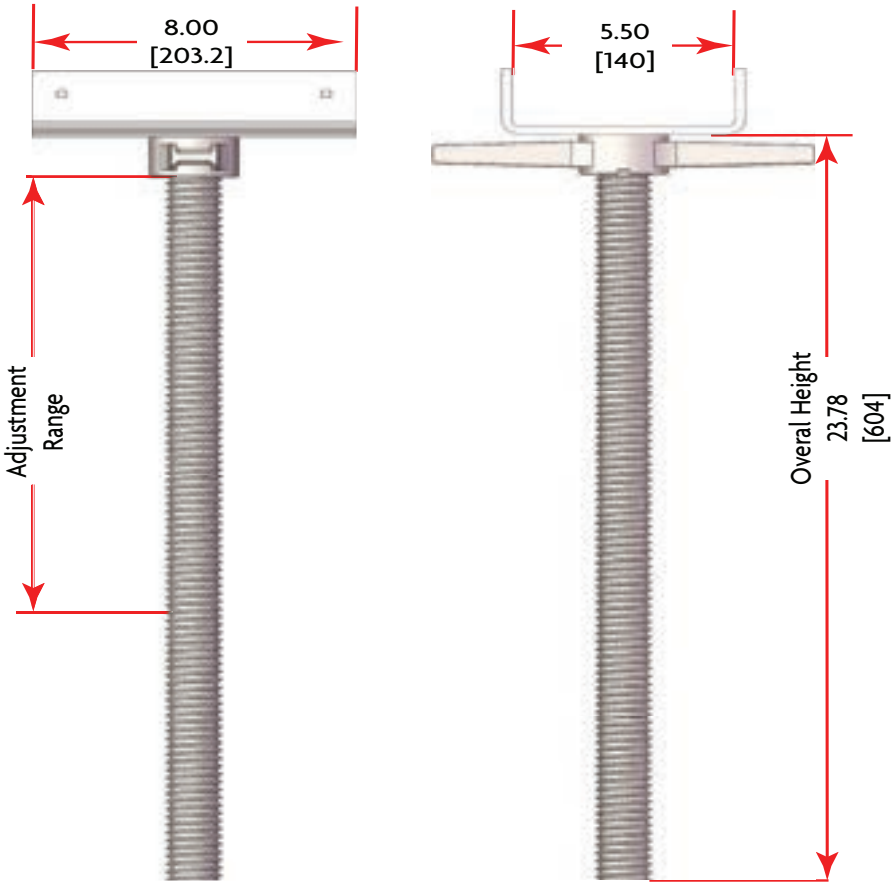

Product Code	Description	Adjustment Range		Weight	
		IN	MM	LB	KG
FSUHJ68B	6″ x 8″ U-Head Jack 1-3/8″	16.5	0.42	15.7	7.12

Threaded Tube O.D. 1 3/8″

63

Heavy Duty Braces

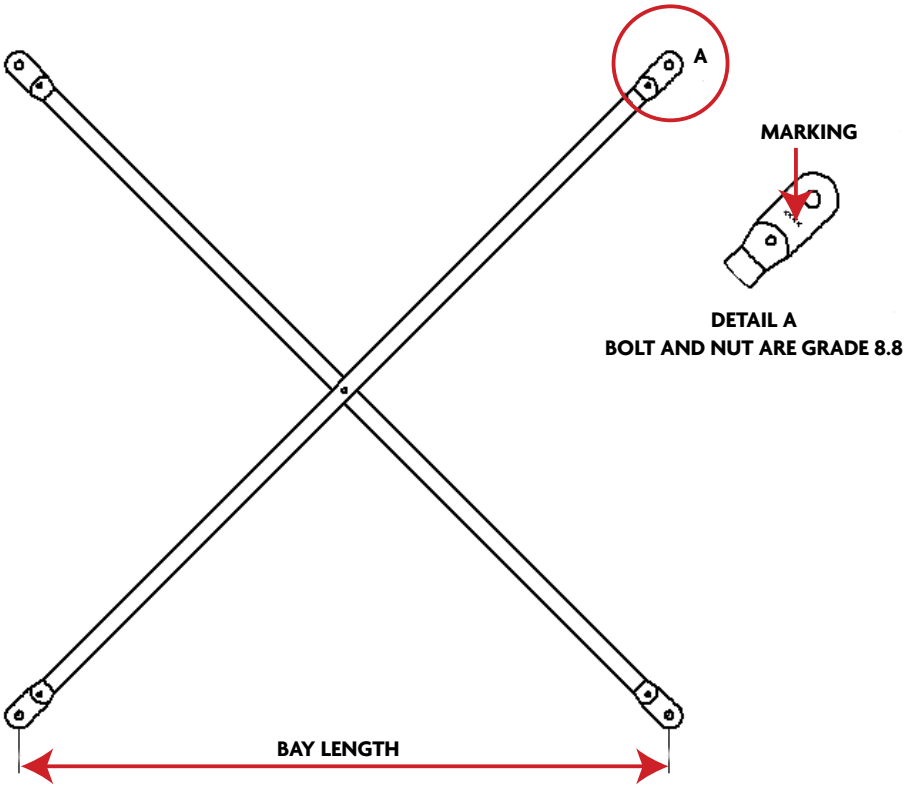

Product Code	Description	Bay Length		Lock Spacing	Marking
		IN	MM	IN	
BR0448D	4′ Hole Brace	48	1219.2	48	0448HD
BR1248HD	12″ Hole Brace	144	3657.6	48	1248HD

©2025

64

Leveling Jack

Safety Factor 4:1

Product Code	Description	Load @ 18" Height (KG-F)		Load @ 18" Height (KG-F)	
BPLJBC	24" Leveling Jack w/BP	16.5	0.42	15.7	7.12

Driven by Service. Defined by Quality.

6059 South Loop East ▪ Houston TX 77087 ▪ 713-673-7701 ▪ 800-720-6629 ▪ **dss.net**